

Scaled data based on original data using
LM-79-08 Approved Method: Electrical and Photometric Measurements of Solid-
State Lighting Products

Test Report Prepared for
Cooper Lighting Solutions
(formerly Eaton)

Brand: INVUE

Report Number: P401286

Luminaire Tested: **ENT-SA1C-730-U-T4W**

Issue Date: 5/20/2020

Test Information

Test Method: LM-79-08
Report Number: P401286
TEST IS SCALED FROM IESNA LM-79-08 TEST DATA (G1-2004-754-17)
Test Lab: INNOVATION CENTER
Issue Date: 5/20/2020
Manufacturer: COOPER LIGHTING SOLUTIONS (FORMERLY EATON)
Product Line: INVUE
Catalog Number: ENT-SA1C-730-U-T4W
Description: ENTRI LED LUMINAIRE
(1) 70 CRI, 3000K, 615mA LIGHTSQUARE WITH 16 LEDS AND TYPE IV WIDE OPTICS
Light Source: -
Ballast/Driver: ELECTRONIC DRIVER

Summary

Lumens per Lamp: N/A
Luminaire Lumens: 4108 lumens
Efficiency: N/A
Efficacy: 123.4 lumens/watt
Luminous Opening: Rectangular (W 0.5' x L: 0.5' x H: 0')
IES Classification: Type IV - Short - Semi-Cutoff
BUG Rating: B1 - U0 - G1

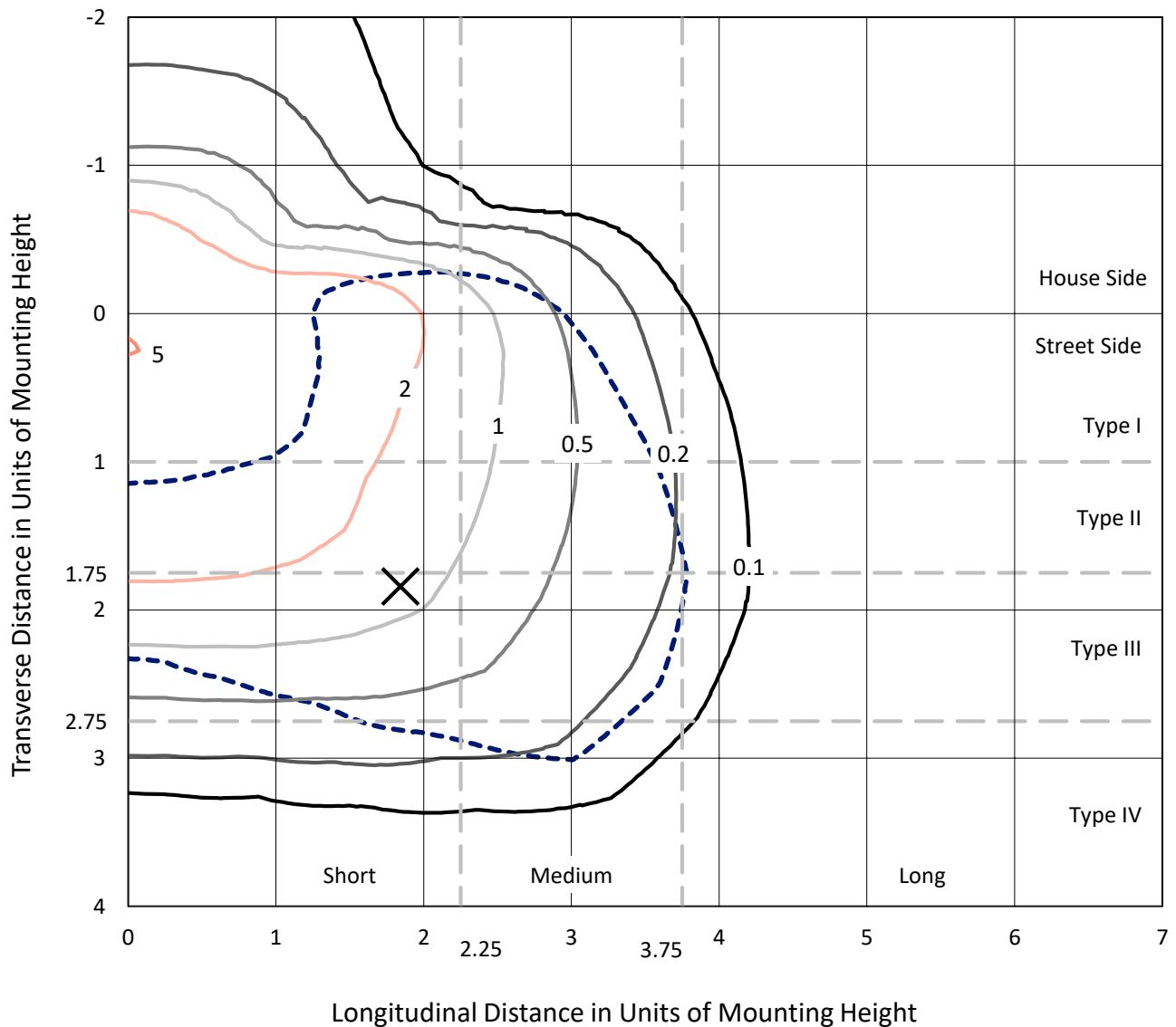
Input Watts (W): 33.3
Input Voltage (V): NR
Input Current (Ain): NR
Voltage Rise (V): NR
Power Factor: NR
Total Harmonic Distortion (THDi): NR
Frequency (hertz): 60
Stabilization Time: NR
Operation Time: NR
Ambient Temperature (°C): NR
Test Distance: 25 FT



REPORT NUMBER: P401286
 CATALOG NUMBER: ENT-SA1C-730-U-T4W

Iso-Footcandle Lines of Horizontal Illumination

× Max cd
 - - - 1/2 Max cd

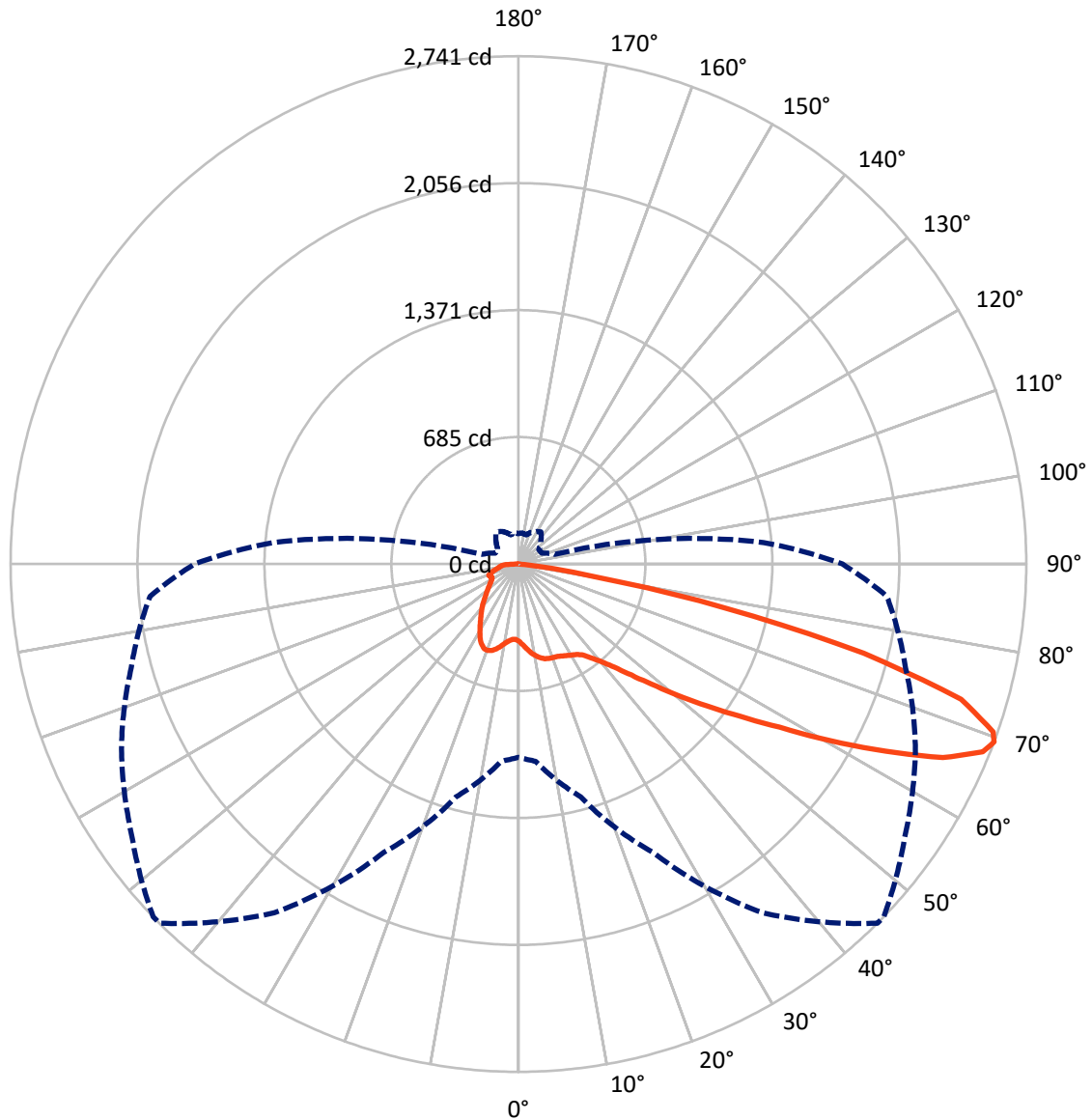


Based on 10 foot mounting height. Maximum calculated value = 5.1 fc
 Type IV - Short - Semi-Cutoff

REPORT NUMBER: P401286

CATALOG NUMBER: ENT-SA1C-730-U-T4W

Luminous Intensity Polar Plot



— Vertical Plane Through 45-Deg Lateral - - - Horizontal Cone Through 69-Deg Vertical

REPORT NUMBER: P401286

CATALOG NUMBER: ENT-SA1C-730-U-T4W

FLUX DISTRIBUTION:

		Downward	Upward	Total
House Side	Lumens	967.2	0.0	967.2
	% Fixture	23.5	0.0	23.5
Street Side	Lumens	3140.8	0.0	3140.8
	% Fixture	76.5	0.0	76.5
Total	Lumens	4108.0	0.0	4108.0
	% Fixture	100.0	0.0	100.0

Coefficient of Utilization

ZONAL LUMENS:

Zone	Lumens	% Fixture
0°-10°	42.5	1.0
10°-20°	140.8	3.4
20°-30°	237.9	5.8
30°-40°	344.2	8.4
40°-50°	519.7	12.7
50°-60°	876.4	21.3
60°-70°	1205.7	29.3
70°-80°	668.1	16.3
80°-90°	72.7	1.8
90°-100°	0.0	0.0
100°-110°	0.0	0.0
110°-120°	0.0	0.0
120°-130°	0.0	0.0
130°-140°	0.0	0.0
140°-150°	0.0	0.0
150°-160°	0.0	0.0
160°-170°	0.0	0.0
170°-180°	0.0	0.0
0°-90°	4108.0	100.0
0°-180°	4108.0	100.0



REPORT NUMBER: P401286

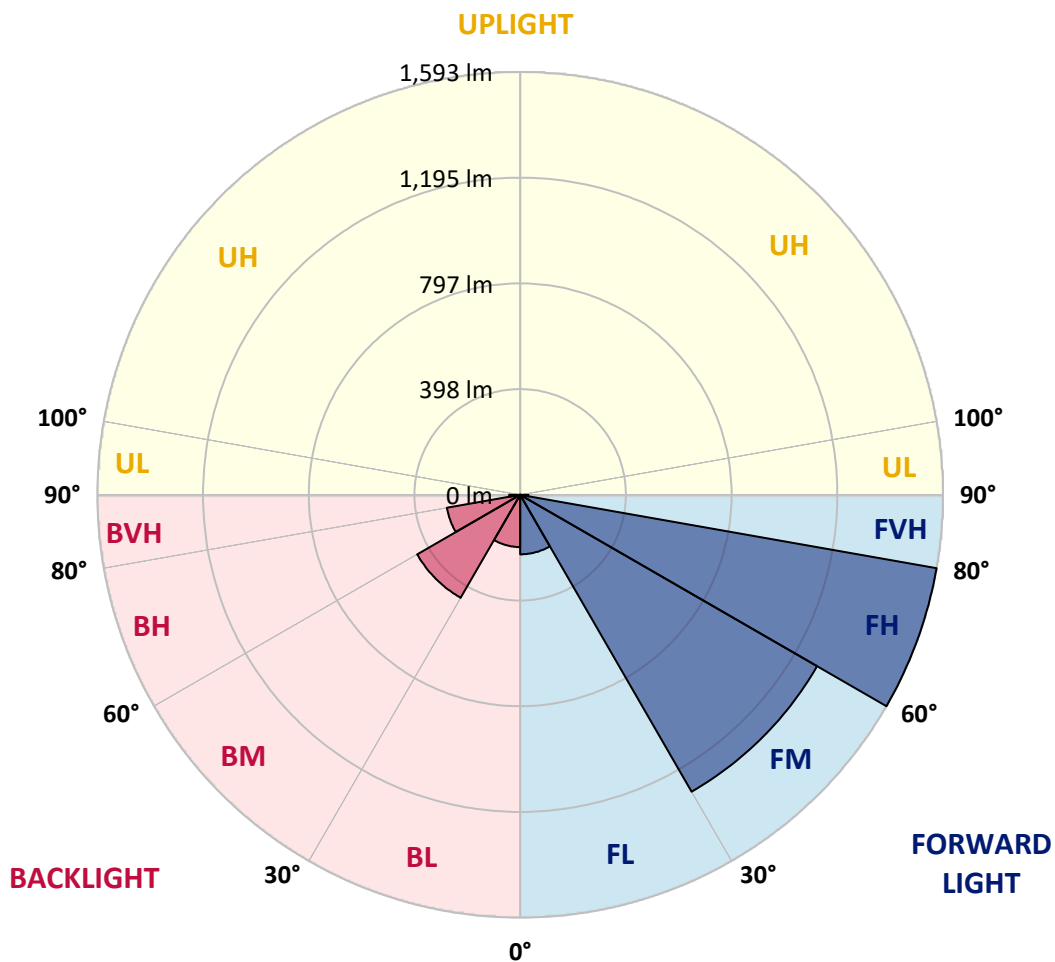
CATALOG NUMBER: ENT-SA1C-730-U-T4W

LUMINAIRE CLASSIFICATION SYSTEM LUMEN TABLE AND BUG RATING:

Zone		Lumens	% Fixture	Zone Rating/Lumen Limit		
				B	U	G
FL	(0°-30°)	224.2	5.5			
FM	(30°-60°)	1292.0	31.5			
FH	(60°-80°)	1593.5	38.8			G1/1800
FVH	(80°-90°)	31.1	0.8			G1/100
BL	(0°-30°)	196.9	4.8	B1/500		
BM	(30°-60°)	448.3	10.9	B1/1000		
BH	(60°-80°)	280.3	6.8	B1/500		G1/500
BVH	(80°-90°)	41.6	1.0			G1/100
UL	(90°-100°)	0.0	0.0		U0/0	
UH	(100°-180°)	0.0	0.0		U0/0	

BUG Rating: B1-U0-G1

Type IV Short





REPORT NUMBER: P401286

CATALOG NUMBER: ENT-SA1C-730-U-T4W

CANDELA DISTRIBUTION (FULL):

	0°	5°	15°	25°	35°	45°	46°	55°	65°	75°	85°
0°	417.0	417.0	417.0	417.0	417.0	417.0	417.0	417.0	417.0	417.0	417.0
2.5°	443.3	442.7	443.3	440.9	438.6	435.1	433.9	429.8	426.9	422.8	419.3
5°	476.0	477.7	477.1	474.2	464.9	457.9	457.9	449.1	439.7	431.0	422.8
7.5°	511.6	511.6	508.1	502.2	492.9	482.4	481.2	469.5	456.1	443.8	431.0
10°	537.3	538.4	533.2	525.0	513.3	502.2	501.1	487.6	474.8	459.0	443.3
12.5°	555.4	555.4	550.7	543.1	529.1	518.6	517.4	505.2	491.7	475.4	457.3
15°	564.7	563.6	559.5	551.3	539.0	530.3	528.5	518.0	506.9	490.6	471.3
17.5°	563.0	563.0	559.5	551.3	542.5	535.5	534.4	526.8	518.6	502.8	483.5
20°	555.4	554.8	553.6	547.2	541.4	538.4	537.3	533.8	528.5	515.1	497.0
22.5°	548.4	547.8	546.0	541.9	539.6	541.4	541.4	540.8	540.2	529.7	512.2
25°	552.5	551.9	548.4	542.5	541.9	550.1	550.7	552.5	553.6	544.9	526.8
27.5°	581.1	579.3	569.4	554.2	549.0	559.5	560.6	565.9	564.7	555.4	539.6
30°	637.1	637.7	615.5	582.8	565.3	570.0	570.6	576.4	574.6	567.1	554.2
32.5°	721.8	721.8	685.6	636.0	591.6	582.2	580.5	585.7	592.8	582.8	570.0
35°	829.3	826.4	782.6	706.0	636.6	603.3	602.1	599.8	612.0	602.7	584.0
37.5°	937.3	926.8	884.2	800.1	699.6	644.1	639.5	632.5	639.5	619.6	603.3
40°	1024.3	1022.6	987.5	902.3	774.4	693.8	690.3	659.3	664.0	648.2	641.8
42.5°	1120.1	1121.3	1097.9	1012.1	863.7	760.9	751.6	703.7	717.1	711.3	708.4
45°	1225.2	1224.1	1206.5	1116.6	972.9	854.4	842.7	783.7	811.2	807.7	824.0
47.5°	1305.8	1312.2	1302.3	1238.7	1102.6	967.7	958.9	887.1	928.6	956.6	987.5
50°	1415.6	1415.0	1388.2	1361.9	1253.3	1112.5	1103.7	1023.7	1083.3	1124.2	1180.8
52.5°	1551.7	1547.0	1491.5	1482.2	1436.6	1270.8	1263.2	1179.7	1264.9	1300.6	1415.6
55°	1636.9	1636.4	1607.7	1624.1	1625.3	1447.1	1437.8	1363.6	1460.0	1500.9	1674.9
57.5°	1708.2	1708.8	1732.7	1789.9	1828.5	1661.5	1658.0	1567.4	1665.0	1722.2	1927.8
60°	1763.1	1774.8	1841.9	1972.7	2037.0	1934.8	1919.6	1823.8	1889.2	1912.0	2121.1
62.5°	1740.9	1756.1	1888.1	2080.8	2246.0	2224.4	2219.2	2080.8	2080.2	2068.5	2265.3
65°	1565.7	1598.4	1806.3	2076.7	2383.9	2518.8	2511.2	2323.1	2257.7	2199.3	2308.5
67.5°	1281.3	1288.3	1538.8	1917.8	2382.7	2703.9	2695.7	2499.5	2368.1	2225.0	2181.8
69°	1043.0	1068.7	1300.6	1716.9	2298.6	2741.3	2741.3	2548.5	2364.0	2163.7	1996.1
70°	902.3	903.4	1127.1	1556.9	2184.1	2719.1	2724.3	2548.5	2330.7	2083.7	1831.4
72.5°	422.8	449.1	590.4	1016.1	1764.2	2499.5	2512.3	2380.4	2137.4	1795.2	1374.1
75°	126.7	131.4	196.8	481.8	1010.9	1925.4	1954.0	1980.3	1740.9	1321.6	846.2
77.5°	75.3	74.8	95.2	163.5	467.8	1141.7	1154.6	1266.7	1129.4	734.7	384.3
80°	36.8	38.0	50.8	79.4	175.2	414.6	456.1	592.2	500.5	287.3	140.7
82.5°	12.3	13.4	21.0	32.1	74.2	133.7	147.8	185.7	160.0	104.5	60.2
85°	0.0	0.0	0.6	1.2	4.1	9.9	9.9	22.2	33.3	36.8	19.9
87.5°	0.0	0.0	0.6	0.6	1.2	1.2	1.2	1.2	1.2	1.2	1.8
90°	0.0	0.0	0.0	0.0	0.0	0.0	0.0	0.0	0.0	0.0	0.0



REPORT NUMBER: P401286

CATALOG NUMBER: ENT-SA1C-730-U-T4W

CANDELA DISTRIBUTION (continued):

	90°	95°	105°	115°	125°	135°	145°	155°	165°	175°	180°
0°	417.0	417.0	417.0	417.0	417.0	417.0	417.0	417.0	417.0	417.0	417.0
2.5°	417.6	416.4	414.1	411.7	410.5	407.6	408.2	407.0	406.5	406.5	407.0
5°	418.7	417.0	413.5	411.1	408.8	407.6	410.5	411.7	412.9	412.9	413.5
7.5°	425.7	422.2	418.1	415.2	415.8	417.6	422.2	425.7	427.5	428.7	429.8
10°	437.4	433.3	427.5	426.9	428.1	432.7	439.2	444.4	449.1	452.0	452.0
12.5°	449.7	444.4	439.7	440.9	446.2	453.2	459.6	465.4	469.5	472.5	473.0
15°	463.1	457.9	453.2	456.1	464.9	473.0	478.9	481.2	483.0	485.9	486.5
17.5°	475.4	470.7	466.6	474.2	481.8	488.2	490.0	488.8	486.5	488.2	489.4
20°	488.2	484.1	481.8	490.0	495.2	495.8	491.1	485.9	480.0	480.0	480.6
22.5°	504.0	498.7	497.6	501.7	499.9	492.9	481.2	473.0	464.9	463.7	465.4
25°	519.2	513.9	513.3	510.4	495.2	477.1	461.4	452.0	445.6	446.2	449.7
27.5°	534.4	530.9	531.4	515.7	481.8	454.3	433.3	425.7	427.5	428.7	432.2
30°	549.5	549.5	551.9	515.7	463.1	422.2	402.4	401.8	406.5	410.0	414.1
32.5°	567.1	572.3	568.2	509.2	438.0	389.5	373.8	374.9	380.2	386.0	389.5
35°	584.0	596.3	584.6	494.6	403.5	359.7	346.9	345.1	349.2	354.5	356.2
37.5°	610.9	630.7	598.6	471.9	367.9	333.5	320.6	315.9	311.9	315.9	315.4
40°	657.6	681.5	609.1	433.9	333.5	308.9	295.5	286.7	276.8	268.1	268.1
42.5°	732.3	748.1	614.9	387.8	299.0	284.4	271.0	258.1	242.9	227.2	227.2
45°	854.4	857.9	617.3	338.7	267.5	259.9	245.9	233.6	213.7	198.0	194.5
47.5°	1017.3	1002.1	623.1	291.4	240.0	238.3	226.6	212.6	191.0	176.4	174.6
50°	1236.3	1170.9	648.8	253.5	217.8	219.6	210.8	194.5	174.0	163.5	161.2
52.5°	1482.8	1384.1	668.7	223.1	198.6	203.8	197.4	181.6	164.1	155.3	153.6
55°	1752.0	1589.0	664.0	202.6	184.0	189.8	187.5	174.0	158.3	150.7	148.9
57.5°	1971.6	1733.3	623.1	184.5	169.4	177.5	179.9	169.4	154.8	147.8	146.0
60°	2136.2	1812.1	539.0	169.4	157.7	167.6	174.0	166.4	154.2	150.1	148.3
62.5°	2211.0	1805.1	429.8	157.7	148.9	160.6	174.6	171.1	162.9	165.9	166.4
65°	2169.0	1716.9	322.4	148.9	143.7	161.8	184.5	184.5	172.3	177.5	178.1
67.5°	1953.5	1486.3	234.8	142.5	138.4	167.6	203.2	191.5	168.2	172.3	170.5
69°	1748.5	1329.8	201.5	139.0	134.3	170.5	211.4	192.7	163.5	168.2	163.5
70°	1597.8	1188.4	181.0	136.1	132.6	170.5	213.7	191.5	161.2	164.7	159.4
72.5°	1137.0	825.2	148.9	130.2	126.1	157.7	209.7	185.1	154.8	150.7	140.7
75°	661.1	456.1	126.7	123.8	111.5	138.4	199.1	178.1	148.3	140.7	133.7
77.5°	277.4	203.8	108.0	112.7	98.7	123.2	186.3	171.1	140.7	130.2	126.7
80°	112.7	101.6	89.9	97.5	85.8	108.6	171.7	159.4	129.6	119.1	113.9
82.5°	59.0	56.1	68.9	78.8	71.2	99.9	161.8	151.3	120.3	109.8	103.4
85°	17.5	23.4	39.1	53.7	54.3	89.9	157.1	140.2	104.5	90.5	89.4
87.5°	1.2	4.7	13.4	28.0	35.6	68.9	127.3	115.0	84.7	71.2	71.8
90°	0.0	0.0	0.0	0.0	0.0	0.0	0.0	0.0	0.0	0.0	0.0

(END OF REPORT)